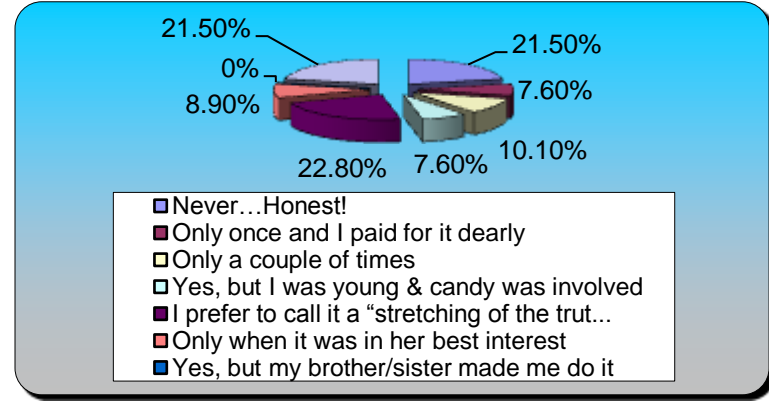


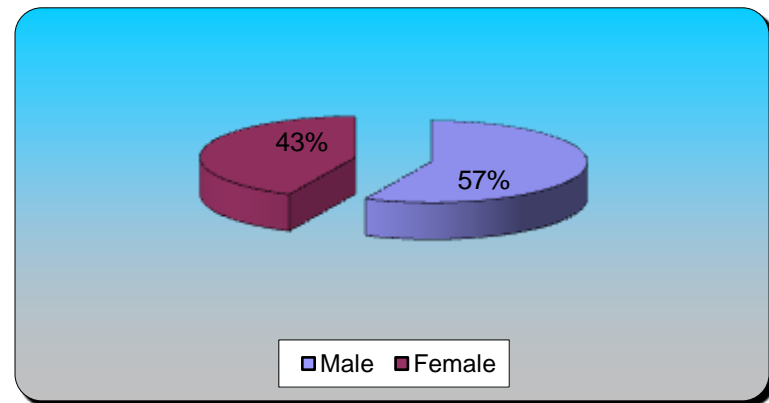
Turning Graphical Results by Question

Session Name: 1SanJuanAllEightMeetingMerge-8-28-2009 9-51
 Created: 8/28/2009 9:53 AM

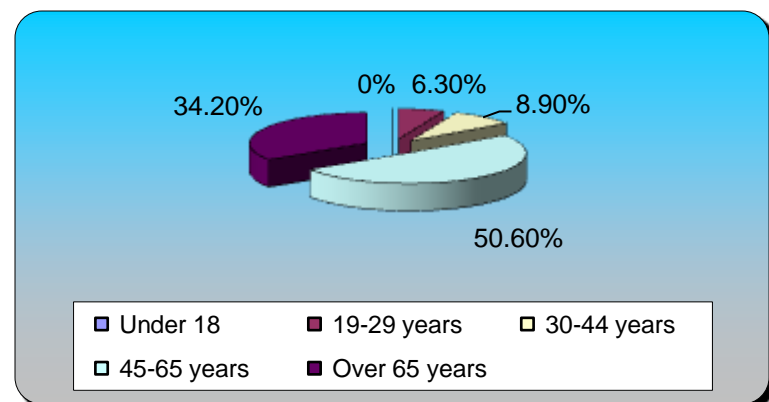
1.) Have you ever lied to your mother?	Responses	
Never...Honest!	17	21.52%
Only once and I paid for it dearly	6	7.59%
Only a couple of times	8	10.13%
Yes, but I was young & candy was involved	6	7.59%
I prefer to call it a "stretching of the trut...	18	22.78%
Only when it was in her best interest	7	8.86%
Yes, but my brother/sister made me do it	0	0%
Too many times to count!	17	21.52%
Totals	79	100%



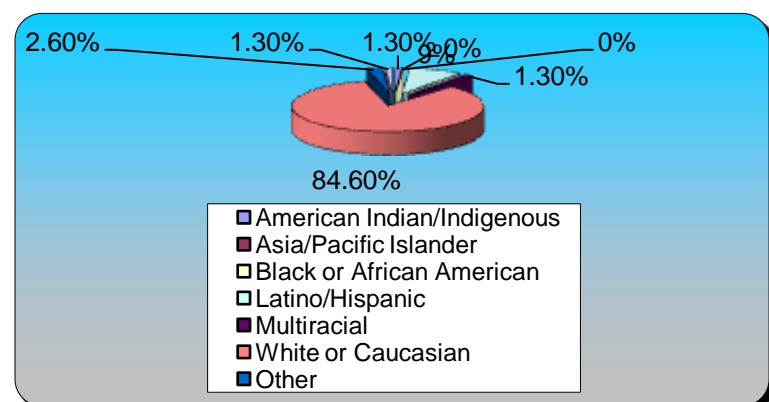
2.) Are you ...	Responses	
Male	45	56.96%
Female	34	43.04%
Totals	79	100%



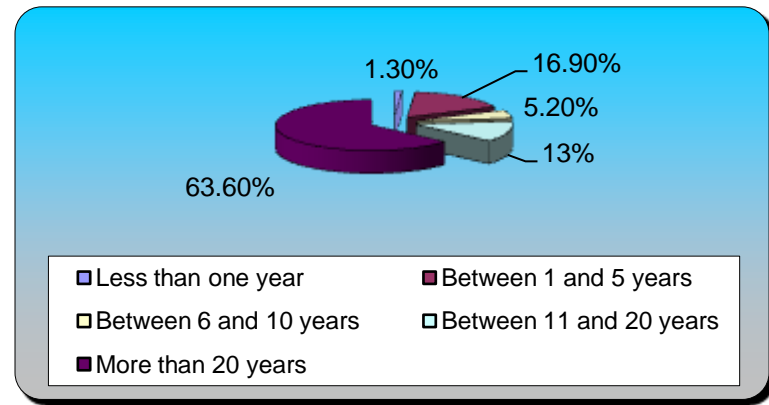
3.) What is your age?	Responses	
Under 18	0	0%
19-29 years	5	6.33%
30-44 years	7	8.86%
45-65 years	40	50.63%
Over 65 years	27	34.18%
Totals	79	100%



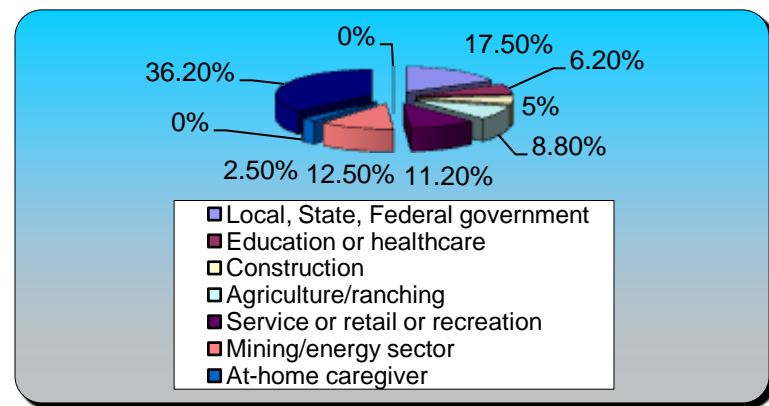
4.) How do you identify yourself?	Responses	
American Indian/Indigenous	1	1.28%
Asia/Pacific Islander	0	0%
Black or African American	0	0%
Latino/Hispanic	7	8.97%
Multiracial	1	1.28%
White or Caucasian	66	84.62%
Other	2	2.56%
"Would rather not say"	1	1.28%
Totals	78	100%




5.) How long have you lived in San Juan County?	Responses	
Less than one year	1	1.30%
Between 1 and 5 years	13	16.88%
Between 6 and 10 years	4	5.19%
Between 11 and 20 years	10	12.99%
More than 20 years	49	63.64%
Totals	77	100%



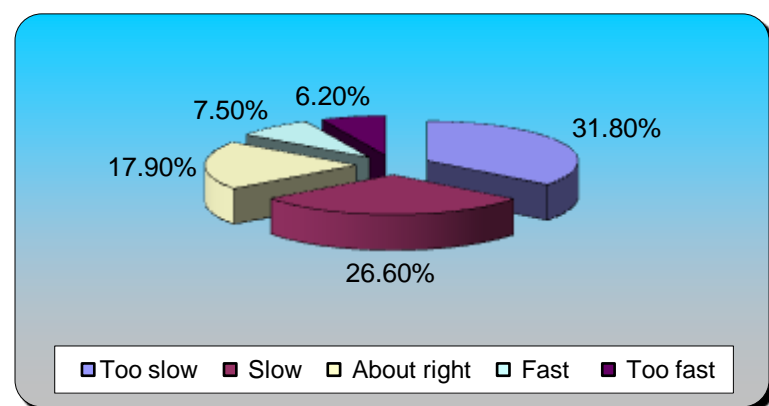
6.) In what field do you work?	Responses	
Local, State, Federal government	14	17.50%
Education or healthcare	5	6.25%
Construction	4	5%
Agriculture/ranching	7	8.75%
Service or retail or recreation	9	11.25%
Mining/energy sector	10	12.50%
At-home caregiver	2	2.50%
Student	0	0%
Retired	29	36.25%
Not currently employed	0	0%
Totals	80	100%



7.) Where do you live?	Responses	
Blanco / Navajo Dam	8	10.81%
La Plata	7	9.46%
Cedar Hill / Centerpoint	11	14.86%
Lee Acres / West Hammond	12	16.22%
Flora Vista	10	13.51%
Kirtland / Waterflow / Fruitland	5	6.76%
Crouch Mesa	9	12.16%
Inside City limits (Aztec, Bloomfield, or Far...)	12	16.22%
Reservation lands	0	0%
Totals	74	100%

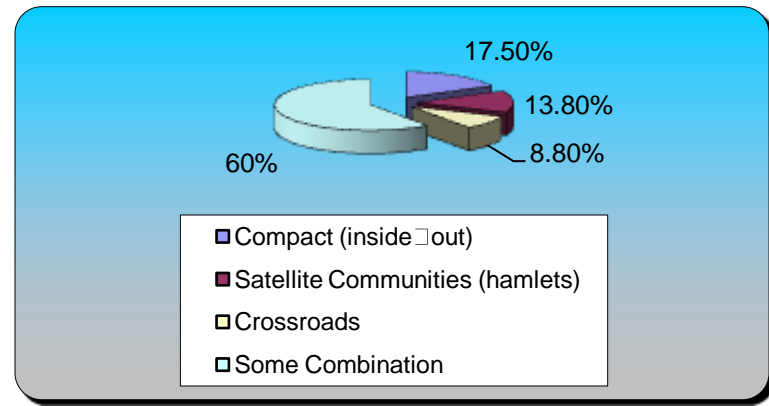


8.) How would you rate San Juan's growth over the past five years?	Responses	
Too slow	128	31.84%
Slow	107	26.62%
About right	72	17.91%
Fast	30	7.46%
Too fast	25	6.22%
Totals	402	90.05%



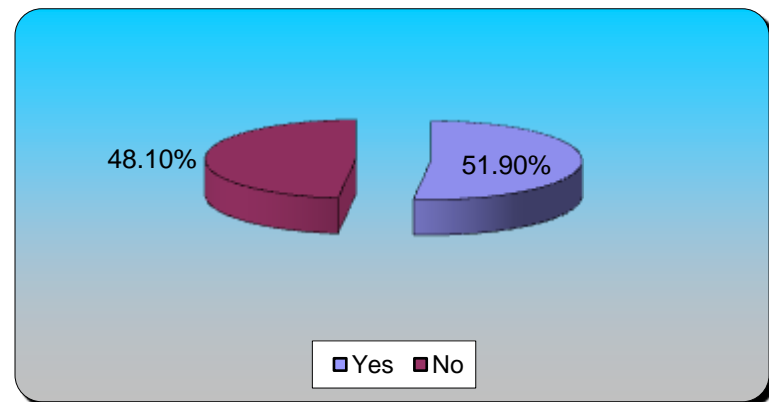
9.) Assuming San Juan County continues to grow, how would you generally prefer to see growth happen?

	Responses	
Compact (inside/out)	14	17.50%
Satellite Communities (hamlets)	11	13.75%
Crossroads	7	8.75%
Some Combination	48	60%
Totals	80	100%



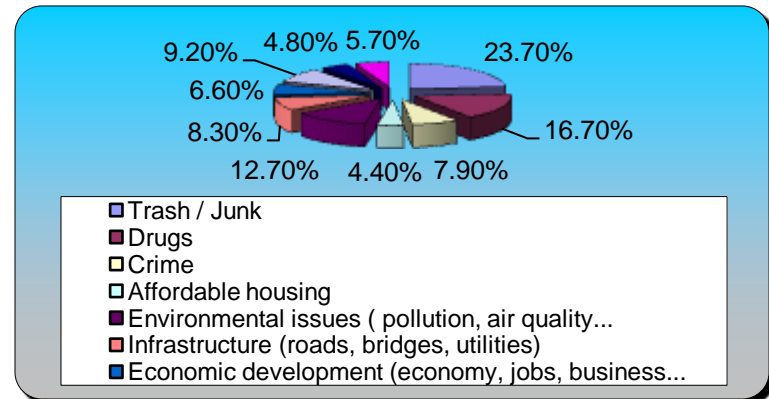
10.) If future development results in a reduced level of service to existing residents, would you support it?

	Responses	
Yes	83	51.88%
No	77	48.12%
Totals	160	100%



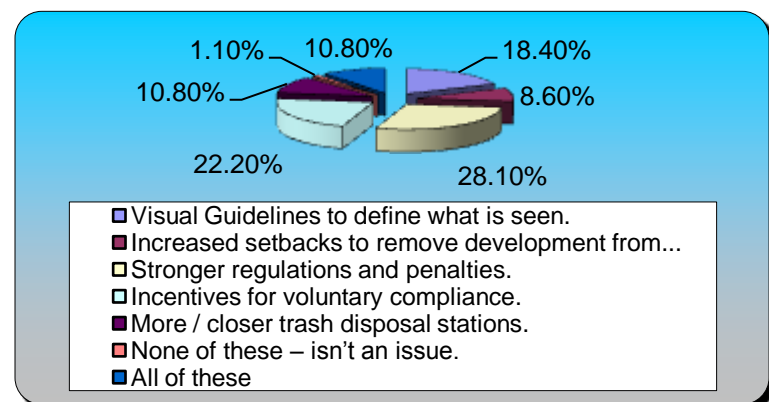
11.) What is your biggest concern in San Juan County Today? (Pick your top three concerns)

	Responses	
Trash / Junk	54	23.68%
Drugs	38	16.67%
Crime	18	7.89%
Affordable housing	10	4.39%
Environmental issues (pollution, air quality...)	29	12.72%
Infrastructure (roads, bridges, utilities)	19	8.33%
Economic development (economy, jobs, business...)	15	6.58%
Need to plan and direct future growth (regula...)	21	9.21%
High property taxes	11	4.82%
DWI	13	5.70%
Totals	228	100%



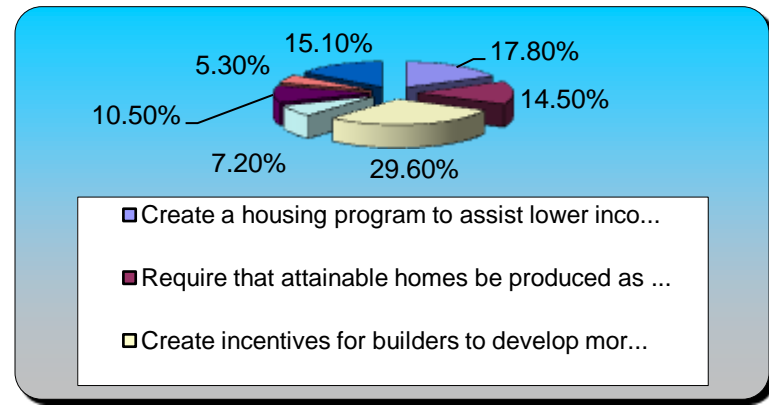
12.) To address this visual issue what do you think might help? (pick any 3)

	Responses	
Visual Guidelines to define what is seen.	34	18.38%
Increased setbacks to remove development from...	16	8.65%
Stronger regulations and penalties.	52	28.11%
Incentives for voluntary compliance.	41	22.16%
More / closer trash disposal stations.	20	10.81%
None of these – isn't an issue.	2	1.08%
All of these	20	10.81%
Totals	185	100%



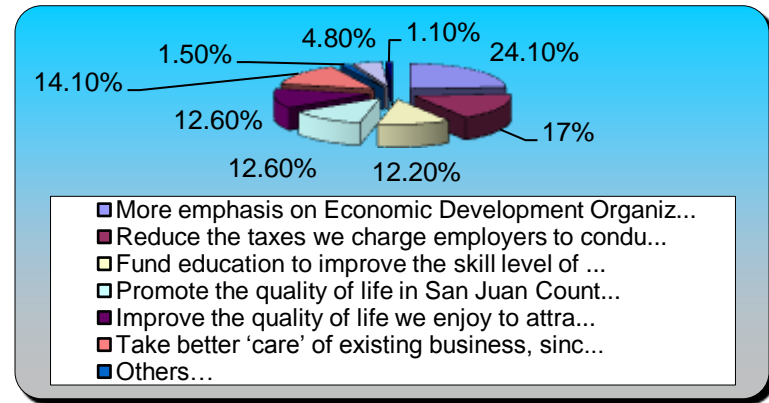
13.) Attainable housing has been defined as an issue, what strategies might work in San Juan County? (pick as many as 3)

	Responses	
Create a housing program to assist lower income...	27	17.76%
Require that attainable homes be produced as ...	22	14.47%
Create incentives for builders to develop mor...	45	29.61%
Make it easier for mobile home parks to be ap...	11	7.24%
Use some public lands for housing projects	16	10.53%
All of these	8	5.26%
None of these – government shouldn't be invol...	23	15.13%
Totals	152	100%



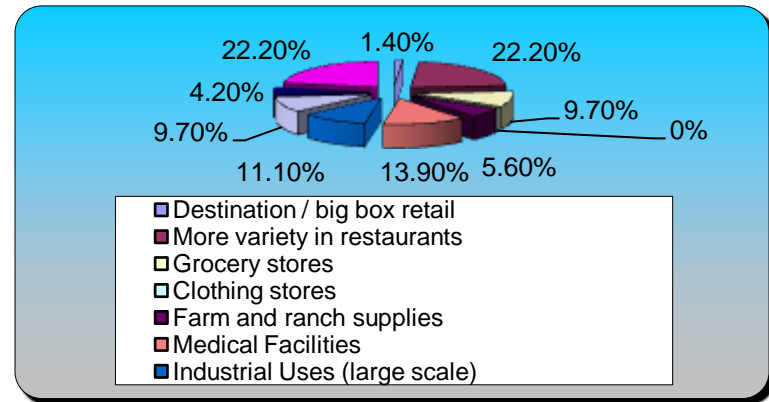
14.) More Jobs and Better Jobs is a concern that has been voiced, what might be a good strategy for creating these jobs? (pick up to 3)

	Responses	
More emphasis on Economic Development Organiz...	65	24.07%
Reduce the taxes we charge employers to condu...	46	17.04%
Fund education to improve the skill level of ...	33	12.22%
Promote the quality of life in San Juan Count...	34	12.59%
Improve the quality of life we enjoy to attra...	34	12.59%
Take better 'care' of existing business, sinc...	38	14.07%
Others...	4	1.48%
All of these	13	4.81%
None of these – we don't need more jobs	3	1.11%
Totals	270	100%



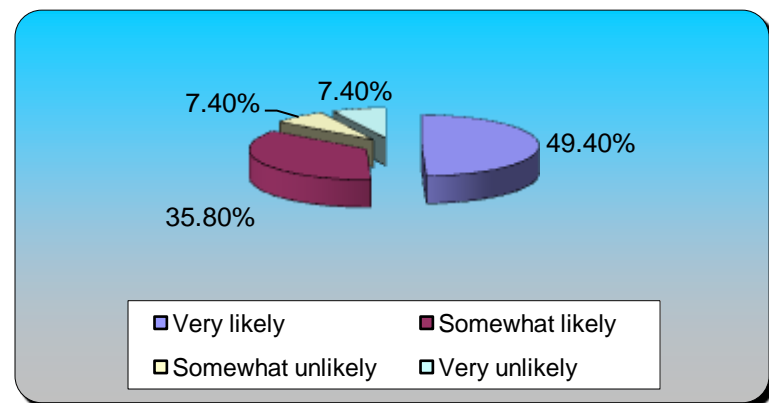
15.) What retail/commercial businesses and/or services are needed more of today, in San Juan County?

	Responses	
Destination / big box retail	1	1.39%
More variety in restaurants	16	22.22%
Grocery stores	7	9.72%
Clothing stores	0	0%
Farm and ranch supplies	4	5.56%
Medical Facilities	10	13.89%
Industrial Uses (large scale)	8	11.11%
Sporting and Recreation vendors / supplies	7	9.72%
Malls – Large scale indoor shopping	3	4.17%
All of the above	16	22.22%
Totals	72	100%



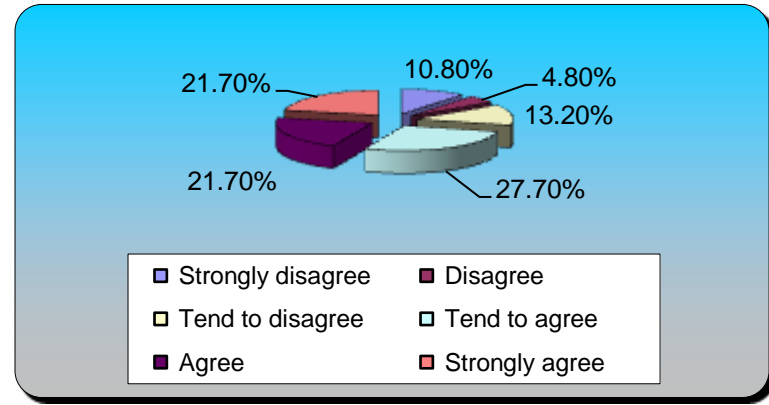
16.) Would you recommend living in San Juan County to a friend who asks?

	Responses	
Very likely	40	49.38%
Somewhat likely	29	35.80%
Somewhat unlikely	6	7.41%
Very unlikely	6	7.41%
Totals	81	100%



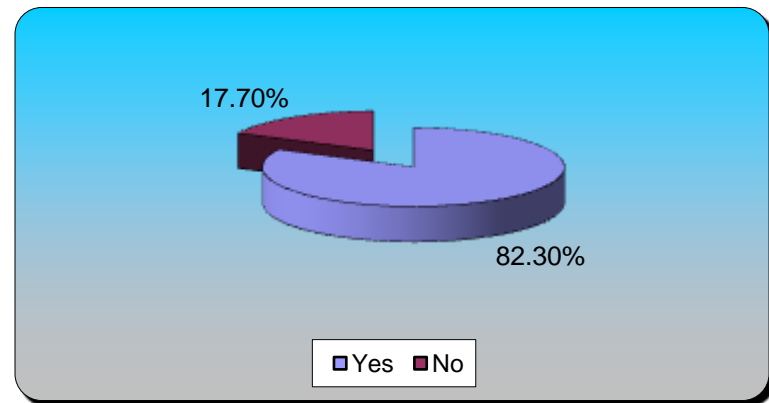
17.) San Juan County's future growth will strain public service delivery systems (e.g. police, utilities, roads)?

	Responses	
Strongly disagree	9	10.84%
Disagree	4	4.82%
Tend to disagree	11	13.25%
Tend to agree	23	27.71%
Agree	18	21.69%
Strongly agree	18	21.69%
Totals	83	100%



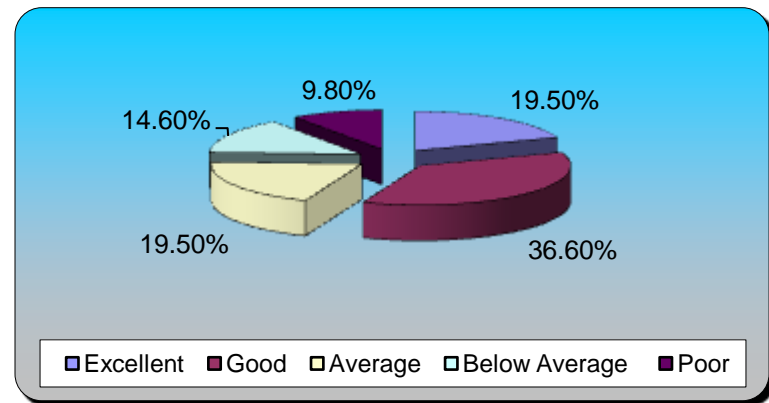
18.) As San Juan County grows, should the County be active in preserving open space?

	Responses	
Yes	65	82.28%
No	14	17.72%
Totals	79	100%



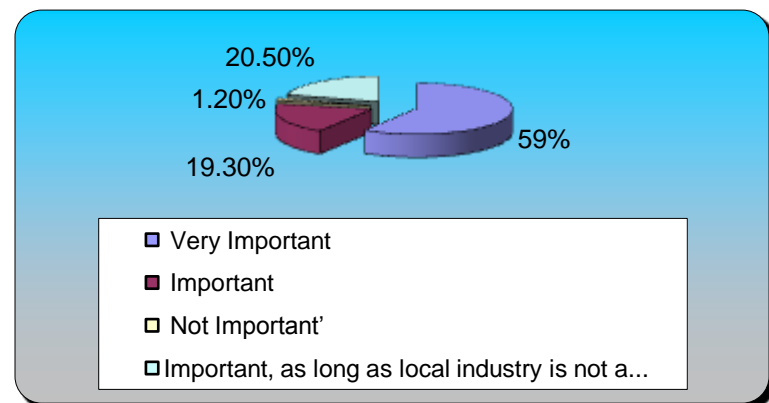
19.) How would you characterize the availability of Recreation Opportunities in San Juan County today?

	Responses	
Excellent	16	19.51%
Good	30	36.59%
Average	16	19.51%
Below Average	12	14.63%
Poor	8	9.76%
Totals	82	100%




20.) How important is it to protect San Juan County's air and water quality?

	Responses	
Very Important	49	59.04%
Important	16	19.28%
Not Important'	1	1.20%
Important, as long as local industry is not a...	17	20.48%
Totals	83	100%



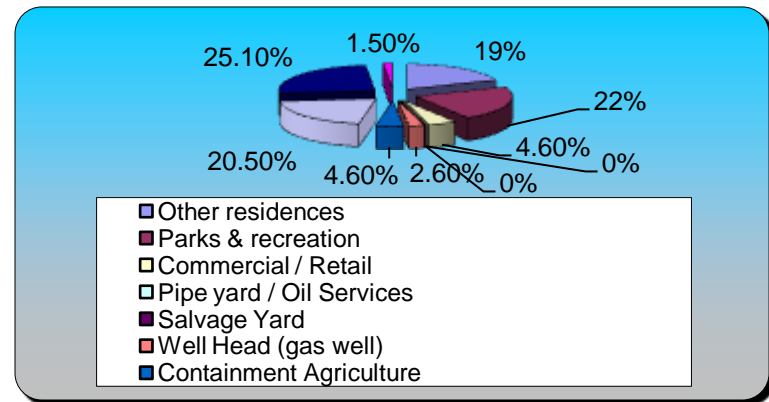
21.) What is the most important feature that makes San Juan County the place that you live, and would like to see protected? (3 choices)

	Responses	
Distant views to mountains	33	13.04%
The Rivers and river bottoms	50	19.76%
Agriculture	34	13.44%
Presence of wildlife	16	6.32%
Local history and our human legacy	24	9.49%
Native Vegetation	5	1.98%
The 'country' – undeveloped areas	26	10.28%
Proximity to public land and recreation	38	15.02%
The People – great folks	22	8.70%
None of these – something else	5	1.98%
Totals	253	100%



22.) What would you consider appropriate uses within your residential neighborhood? (Pick up to 3)

	Responses	
Other residences	37	18.97%
Parks & recreation	43	22.05%
Commercial / Retail	9	4.62%
Pipe yard / Oil Services	0	0%
Salvage Yard	0	0%
Well Head (gas well)	5	2.56%
Containment Agriculture	9	4.62%
Field Crop Agriculture / Pasture	40	20.51%
Home based Business (no traffic increase)	49	25.13%
Home based Business (increased local traffic)	3	1.54%
Totals	195	100%



23.) What would you Not want to see along Major Highways? (Pick up to 3)

	Responses	
Residential	8	4.68%
Parks & recreation	4	2.34%
Commercial / Retail	2	1.17%
Pipe yard / Oil Services	37	21.64%
Salvage Yard	63	36.84%
Well Head (gas well)	18	10.53%
Containment Agriculture	15	8.77%
Field Crop Agriculture / Pasture	0	0%
Office & Office Parks	3	1.75%
Industrial Parks	21	12.28%
Totals	171	100%

